


THE SWEYNE PARK SCHOOL

Welcome to Sweyne Park Year 6



Booklet 2
Ready to learn



What are the school rules?

*To be successful at Swayne Park you need
to remember three things:*

Be ready

Be respectful

Be safe

The last booklet looked at being respectful, this
booklet focuses on **being ready**.



Finding my way around

Sweyne Park is a big school. It is full of helpful people who remember how they felt when they joined and will want make sure you feel happy and confident. They will help you find your way around and take you to classroom if you feel you are lost. In your first few weeks, there will be prefects with you everyday.

We are currently making a film of the school so you can see where different areas and rooms are.

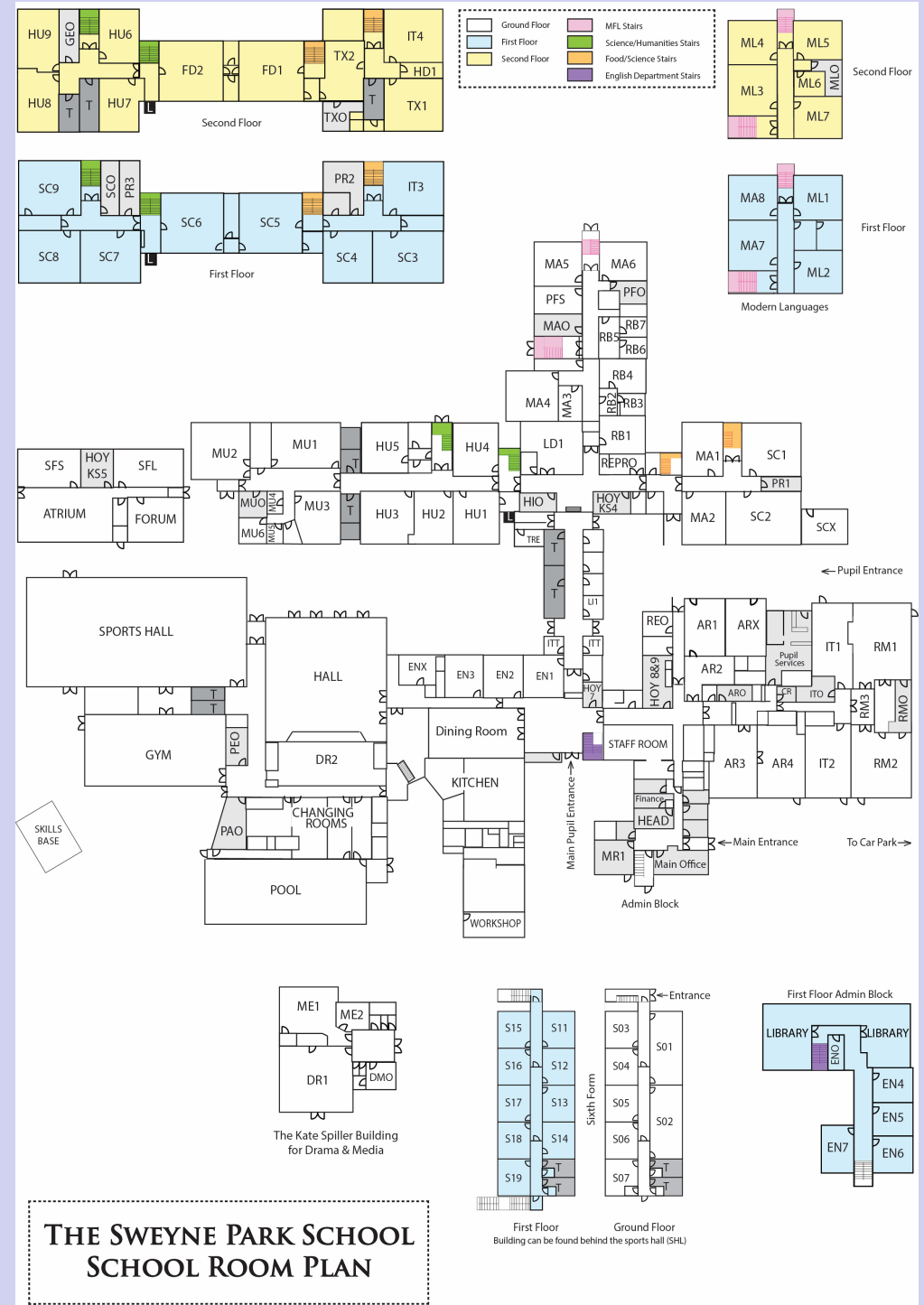
We are really looking forward to showing you around as soon as we can!

THE SWEYNE PARK SCHOOL

Here you can see a map of our school.

You can see lots of classrooms. They have names which start with two letters. These letters are code for subjects. e.g. **MA1** is a maths classroom, **ML6** is a modern languages classroom (French and German), **HU3** is a humanities classroom (history and geography) and **TX1** is a textiles classroom. How many other subjects can you spot!

All of this will be explained to you when you start with us and you will soon **be ready** and find your way around confidently.





How will I know which lessons I have each day?

The school day at Sweyne Park starts at 8:40am, although some pupils come in earlier to meet friends or to use the library.

At 8:40am all pupils have a tutor period, where they meet with their tutor group and their tutor. Your tutor will make sure you know what is happening each day and help you settle in.

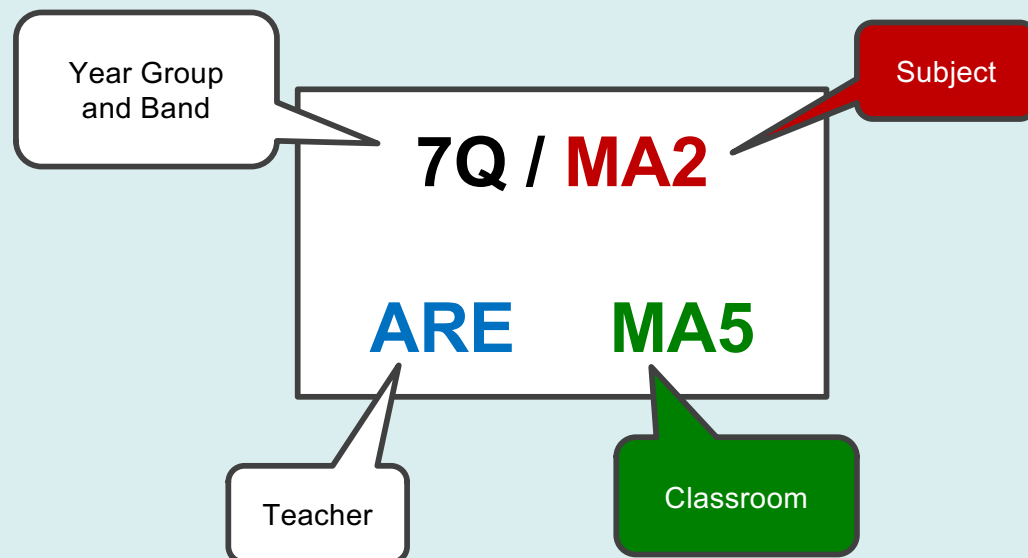
There are five lessons in the school day. Each lesson lasts one hour and you go to a different classroom for each lesson where your teacher will be ready to greet you.

Break time is from 11:05 – 11:25 and lunchtime in Year 7 is 12:55 – 13:25. Year 7 have their lunch on their own. We all think the choice of food at school is lovely!

Understanding your timetable

You will receive a timetable which shows you which lessons you have each day.

We will show you how to read this timetable, but here is a 'sneak preview' of how your lessons will be coded. You will soon get the hang of reading this!



This is a list of the subjects you will have. See which ones are new for you.

AD: Art

CP: Citizenship and Personal Education

CS: Computer Science

DR: Drama

EN: English

FD: Food

FR: French

GG: Geography

HI: History

MA: Maths

MU: Music

PE: Physical Education

RE: Religious Education


RM: Resistant materials

SC: Science

TX: Textiles

Homework


- Homework is important because it helps you to explore subjects and practise skills. We make sure you do not have too much to do at once.
- Tasks are set on our Show My Homework App.



- We will take you through this step by step when you join us in September.
- We will explain exactly how it works and how it will support you with your homework.
- We also have Homework Club which runs every afternoon after school between 3 and 4pm as a form of support.

Homework – Good practice

- Teachers will write down (using Show my Homework) each task in as much detail as possible which will help you.
- All pupils in Year 7 receive a planner at the start of the year. This has a diary section where you can note down when your homework is due. Organise all loose sheets in a folder.
- Share Show my Homework with your parents / carers so that they can support you.



Homework


Some questions you could discuss with family members.

Good habits – ask yourself the following questions :

- Where will you do your homework?
- Who will be with you when you do your homework?
- What might distract you or help to focus when doing your homework?
- What will you do if you get stuck?
- How do you balance homework and “down time”?

Homework

The big questions



- Why is it important to meet deadlines?
- What should you do if you are struggling?
- Who can help you?
- Why should your work be neatly presented?
- What do we mean by “quality over quantity”?

Ready to learn

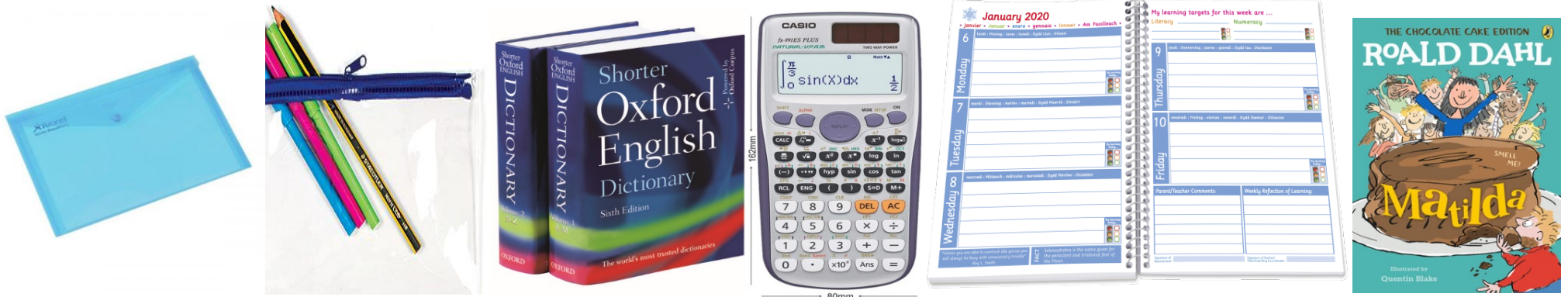
What might I need
to bring with me
each day?

THE SWEYNE PARK SCHOOL

Ready to learn What do I need to bring with me each day?

In your school bag, you should have these items.

- A pencil case with a ruler, rubber, pencil sharpener, 2 pens and 2 pencils.
- Maths equipment, including a scientific calculator, a protractor, and a compass.
- A reading book of your choice! This can be one from home or one you have borrowed from the library!
- Your planner , which will be given when we see you in September.
- A plastic wallet/folder to put any homework sheets in.
- A dictionary that you can use to help with new vocabulary and spellings.



Ready to learn

Remember....

- You will be able to use your locker to store your PE kit, so you don't have to bring it in and take it home each day, unless it needs to go in the wash!
- You can also use your locker to store your coat during the day to keep it safe. Pupils do not wear coats inside the school building.
- It's also a really good idea to make sure your name is on all of your belongings and bags somewhere in case you accidentally leave it somewhere at school!

THE SWEYNE PARK SCHOOL



We are really looking forward to welcoming you to Sweyne Park.